

PEDAGOGY FOR THE ONE - SHOT: EXTEND, SIMPLIFY, CONNECT



2017 MILEX WORKSHOP



* EXTEND YOUR CLASS TIME

* SIMPLIFY THE LEARNING
PROCESS

* CONNECT WHAT STUDENTS
KNOW TO NEW KNOWLEDGE



EXTEND

YOUR CLASS TIME



ACTIVATE PRIOR
KNOWLEDGE BEFORE CLASS

A person wearing a dark, spiky headpiece is pointing their right index finger towards a screen. The screen displays a faint, circular pattern. The background is a light, textured surface. The text is overlaid on a dark, semi-transparent horizontal band across the middle of the image.

SAVE TIME BY SETTING
YOURSELF UP NOW FOR
INTERACTIVITY LATER

The background of the image is a close-up, slightly blurred photograph of a stack of blue exit tickets. The tickets are oriented diagonally, with the top of the stack towards the upper right. Each ticket has a red border and contains the text 'KEEP THIS COUPON' in a bold, sans-serif font. Below this, the words 'EXIT TICKET' are visible, though partially obscured by the stack. The overall color palette is dominated by the blue of the tickets and the red of the borders, with a semi-transparent dark blue overlay across the center where the text is placed.

"EXIT TICKETS" PROLONG
ENGAGEMENT TO LAST
MINUTE



"SUBVERSIVE HANDOUTS" EXTEND LEARNING BEYOND CLASS



LAURENCE MCKINLEY

GOULD LIBRARY

Things to Think About

Here's what I will have covered today (hopefully):

- The difference between catalogs and databases, and why it matters
- Searching MLA International Bibliography
- Finding the full text of articles
 - Online
 - In the library
- Interlibrary Loan (remember that it can take as little as a few days, or as much as 3 weeks to deliver articles and books to you)
- Sidelong glance at the Arts & Humanities Citation Index

Some things I haven't covered (but you can ask me about at any time)

- Finding books using Bridge and WorldCat
- Finding book reviews
- Finding letters, diaries, images, and other primary sources
- Finding out if journals are peer reviewed or not
- Advanced citation mining
- Effective full text searching (you use different strategies when you're searching through all of the author's words, as we started to learn when searching JSTOR)
- Found an article via Google? How do you know if it's a peer reviewed, scholarly article like



[guides.library.vcu.edu/
study-abroad](http://guides.library.vcu.edu/study-abroad)



VCU Libraries



We help you learn **HOW TO THINK** ABOUT INFORMATION

The Honors College librarian helps you:

- Learn the advanced research strategies your professors use
- Think unconventionally to find obscure sources
- Conduct a thorough literature review
- Manage references and citations
- Download or order articles for free
- Organize and store research data and assists with data visualization
- Learn research ethics and how to protect copyright
- Cite and credit sources correctly
- Secure images in the public domain to use in projects
- Use online tools for advanced research, from finding patents and protocols to using ClinicalKey to writing a lit review
- Connect with VCU Libraries' subject-matter experts
- Access library materials anywhere, anytime and assists you in using interlibrary loan, the Virtual Library of Virginia, other university libraries and much more



VCU Libraries

LIBRARY OF VIRGINIA COMMONWEALTH UNIVERSITY

Ask me about how to prep for
TOEFL/IELTS tests and how to find
adventures, romances, mysteries and
other fun books.

Megan Hodge
mihodge@vcu.edu
library.vcu.edu



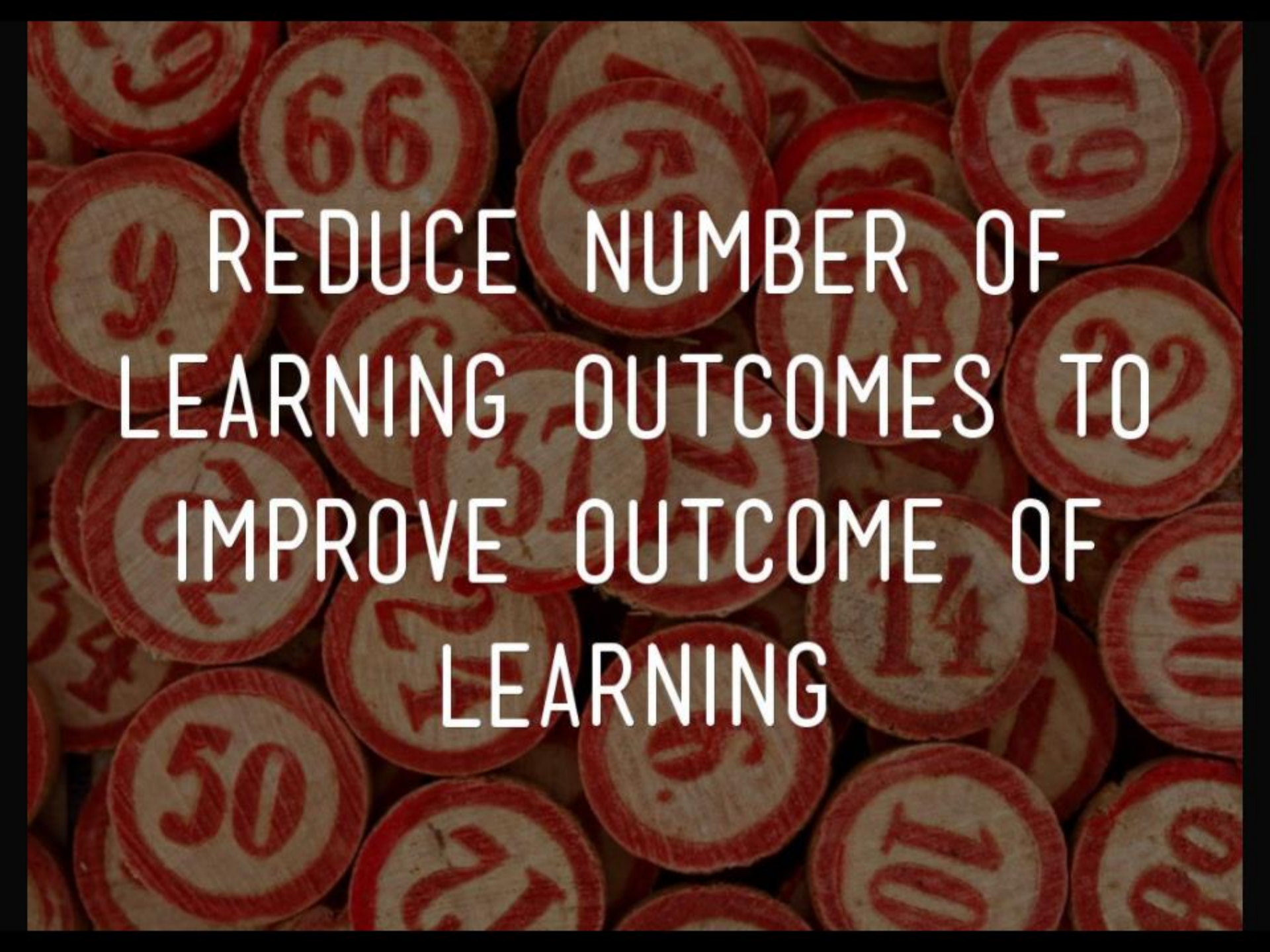
VCU Libraries

© 2013 Virginia Commonwealth University Libraries

A 3D perspective view of a grey maze on a white surface. A yellow path is carved into the maze, starting from the bottom right and winding through several turns to exit the maze at the top left. The maze is composed of rectangular walls of uniform height.

SIMPLIFY

THE LEARNING PROCESS

The background of the image is a dense, overlapping pattern of small, circular wooden chips. Each chip is light-colored with a red border and contains a red number or symbol. Visible numbers include 66, 19, 22, 14, 50, 10, and 80. Symbols include a stylized 'y', a heart, and a cross. The text is centered over this pattern.

REDUCE NUMBER OF
LEARNING OUTCOMES TO
IMPROVE OUTCOME OF
LEARNING

This is not an exhaustive list; if you would like other resources or topics addressed, we'd be happy to discuss the options with you.

For all classes:

Topic	Time Required	Points Covered
Developing a search strategy (highly recommended)	10 minutes	<ul style="list-style-type: none">› Brainstorming a topic› Narrowing topics› Identifying keywords and synonyms
Using the library's catalog to look for books or DVDs	10 minutes	<ul style="list-style-type: none">› Finding books and videos on a topic› Accessing electronic books› Using call numbers to locate items in the building
Knowing the difference between popular and scholarly articles	20 minutes	<ul style="list-style-type: none">› Comparing and contrasting journals vs magazines articles› Discussing the publication process
Evaluating websites	50 minutes	<ul style="list-style-type: none">› Analyzing sites for credibility
Learning how to cite in APA or MLA to avoid plagiarism	50 to 75 minutes	<ul style="list-style-type: none">› Understanding when to cite› Using the APA or MLA Libguides



DECONSTRUCT NEW
KNOWLEDGE TO BOOST
FOCUS



PROVIDE FRAMEWORK FOR
STUDENTS TO INCORPORATE
NEW KNOWLEDGE INTO



MENTAL FRAMEWORKS GUIDE OUR INTERPRETATIONS

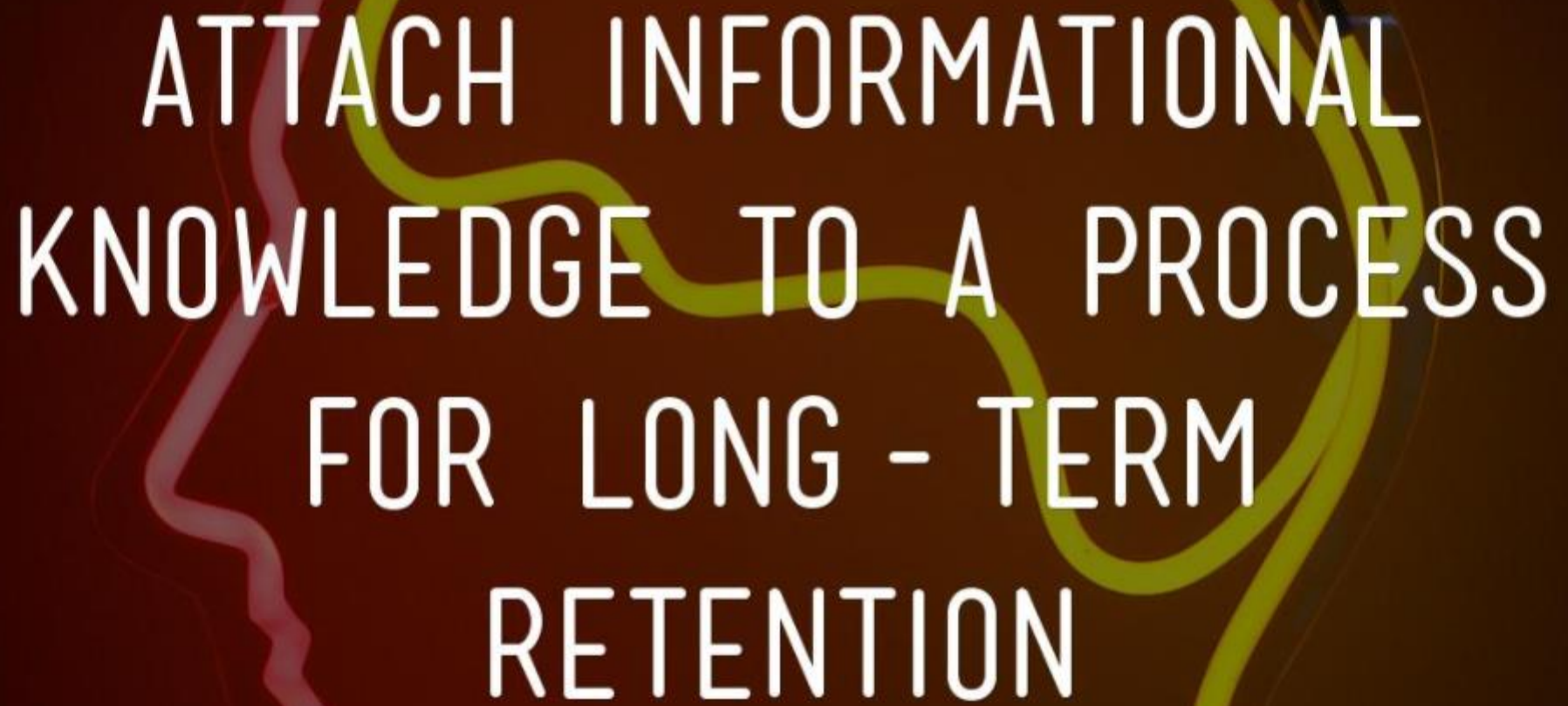
MAKE THE FRAMEWORK
VISIBLE + EXPLICIT





CONNECT

WHAT STUDENTS KNOW TO NEW KNOWLEDGE



ATTACH INFORMATIONAL
KNOWLEDGE TO A PROCESS
FOR LONG - TERM
RETENTION



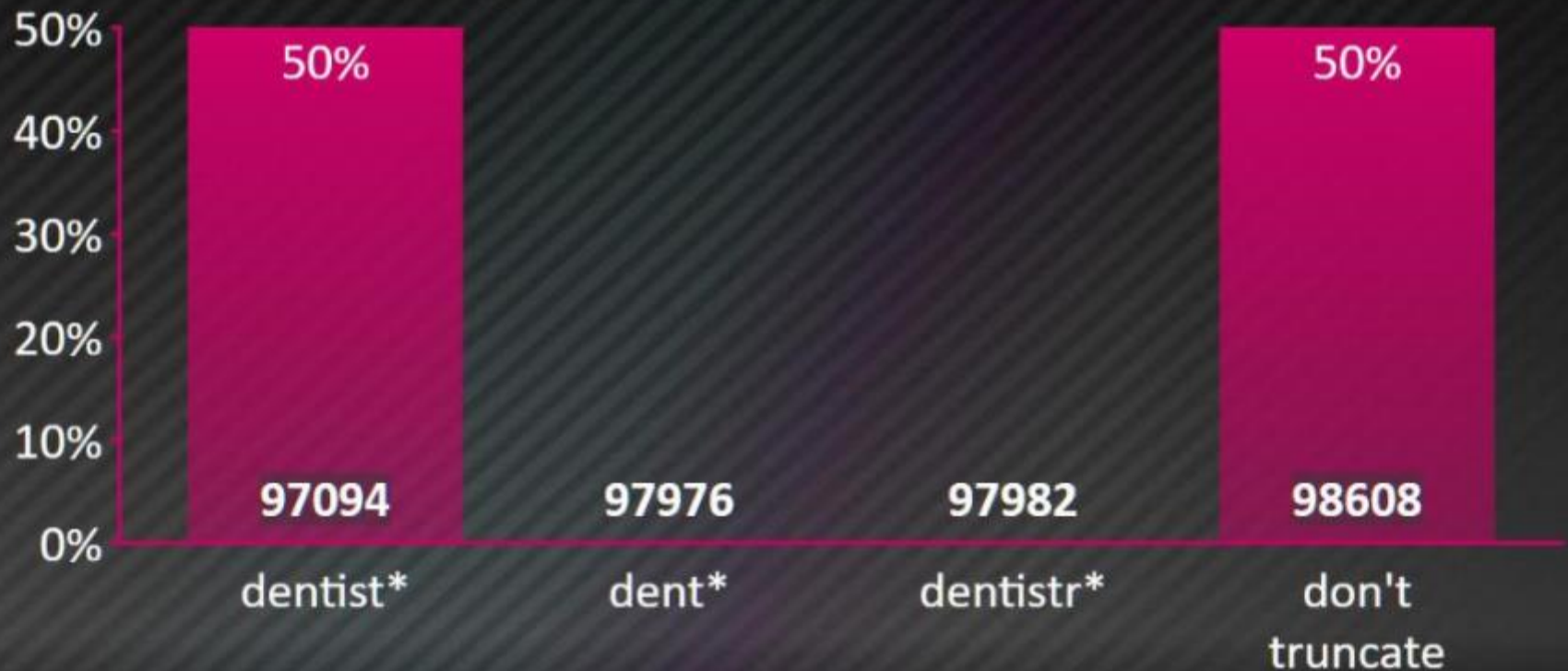
STUDENTS WHO MONITOR
THEIR COMPREHENSION
LEARN MORE

An illustration featuring three stylized human figures in a landscape. In the foreground, a man with brown hair, wearing a light green long-sleeved shirt and blue jeans, is seen from behind, reaching out with his right hand towards a large, dark, irregular shape that represents a gap or chasm. In the background, to the left, a man in a dark suit and glasses is bent over, looking down. To the right, a woman in a dark dress and a light-colored headscarf stands with her hand to her chin in a thoughtful pose. The background is a pale yellowish-white, and the ground is a mix of light and dark areas, with the dark area forming the gap. The text "EXPOSE KNOWLEDGE GAP TO INCREASE PERCEIVED RELEVANCE" is overlaid in white, bold, sans-serif capital letters across the center of the image.

EXPOSE KNOWLEDGE GAP
TO INCREASE PERCEIVED
RELEVANCE

Where's the best place to put the * in 'dentistry' in order to get the most relevant results?

Respond at PollEv.com/meganhodge442 Text a **KEYWORD** to 37607





* EXTEND YOUR CLASS TIME

* SIMPLIFY THE LEARNING
PROCESS

* CONNECT WHAT STUDENTS
KNOW TO NEW KNOWLEDGE

WANT TO LEARN MORE?

1. AMBROSE ET AL. (2010). HOW LEARNING WORKS.
2. BAIN (2004). WHAT THE BEST COLLEGE TEACHERS DO.
3. HEATH + HEATH (2007). MADE TO STICK.
4. PRICHARD + SAWYER (1994). HANDBOOK OF COLLEGE TEACHING.

*THE
END*

